

ARIZONA PRO-V

SERIES

IQL



***SPECIALIST
TENNIS COURT
LIGHTING***



DON'T LET BAD LIGHTING HALT PLAY



CONSTRUCTION FEATURES

1. Quick Release Design
2. Power isolation on OPEN
3. Class I / Class II Dimmable Driver
4. Photoelectric Cell Option
5. Mounting Options - See Below
6. Spigot Size Slip Fit 60mm OD

TECHNICAL

Light Source	Lumiled
Body	Die Cast Aluminium Alloy
Body Colour	RAL 9004 Signal Black
Fasteners	Stainless Steel
Colour Temperature	5000K (also available in 3000K, 4000K & NSP Amber* options)
Average LED and Control Gear Life	>100,000 hours @ L70
Beam Angle	Type III (also available in T4, T5)
Efficacy	170 Lm/w
CRI	80
Cut Off Classification	Full Cut Off (BUG rating = 0)
Lens Material	Mitsubishi Optical Grade Polycarbonate UV Rated




1. Space reserved for photocell sensor
2. Space reserved for occupancy sensor with waterproof seal
3. Tool-free maintenance

ACCESSORIES



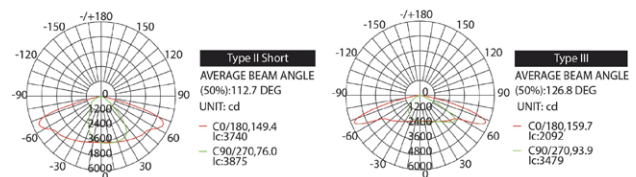
ACCESSORIES: ORDER SEPARATELY



ELECTRICAL

Power Supply	Inventronics
Dimming Options	0-10v / PWM / Timer / DALI
Protection	6kV Line-Line, 10kV Line-Earth (10Kv & 20Kv SPD available)
Power Factor	> 0.9
Connection Lead	1.5m Rubber Flex
Ingress Protection Rating	IP66
Impact Rating	IK10
Certification	RCM

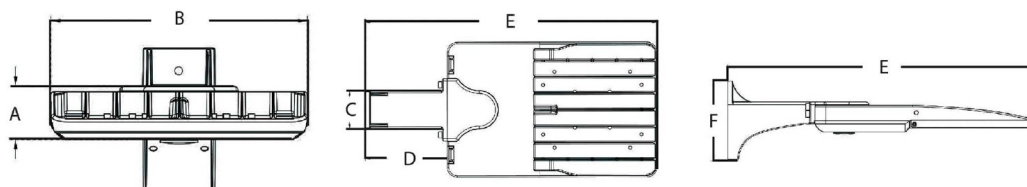
PHOTOMETRY



All published Luminaire photometric testing performed to IESNA LM-79-08 standards by a NVLAP accredited Laboratory.

ORDER CODES

Model	Wattage	Lumens	Weight	Size (in mm)					
				A	B	C	D	E	F
ARI-420	420w	71,400Lm	10.5kg	75	360	77	165	750	150



Technical Data sheets available on request. Model appearance may vary. | March 2025 specifications are subject to change without prior notice.



*NatureSpec wildlife safe amber light available on request